






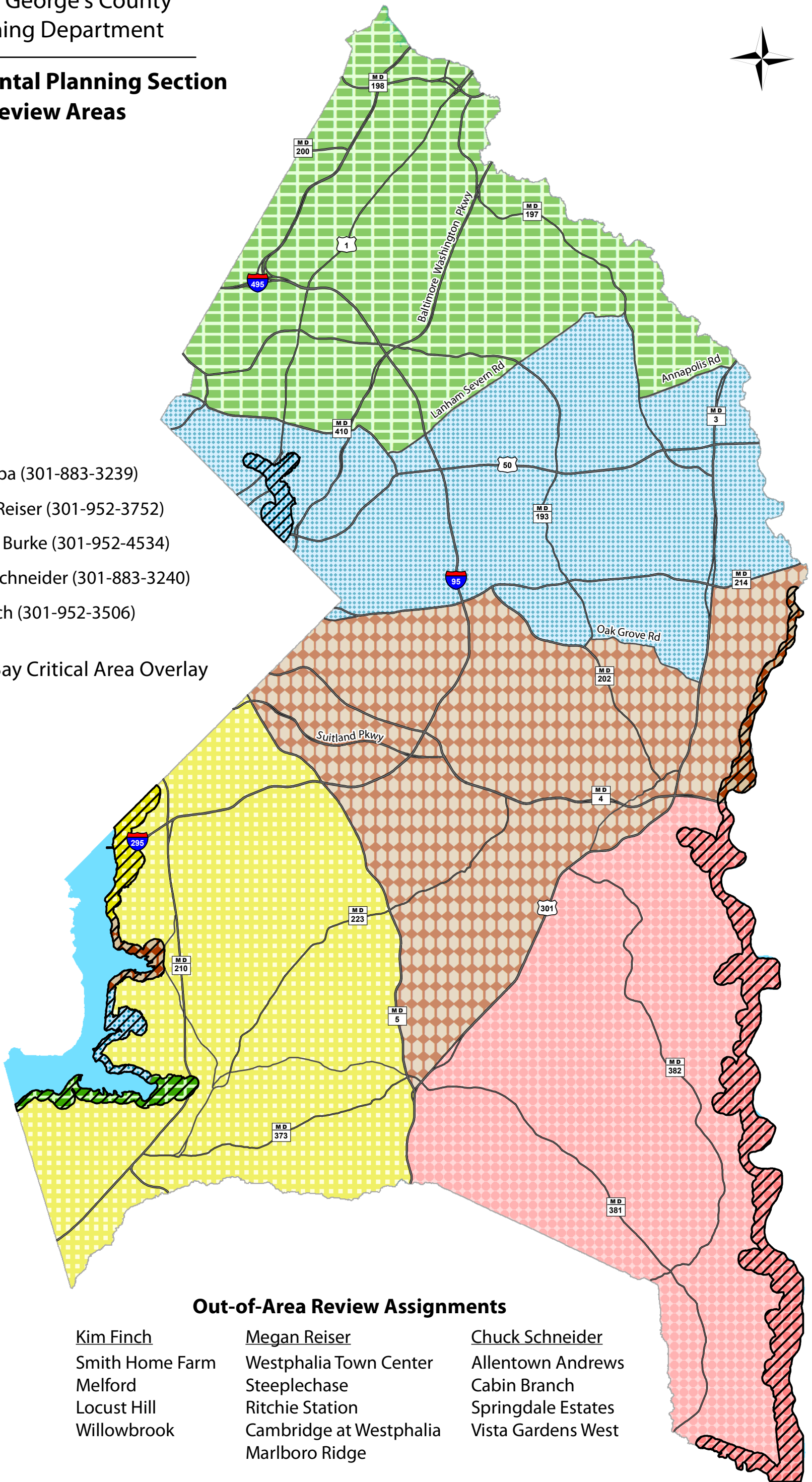
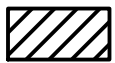
**Environmental Planning Section  
Review Areas**



**Review Areas**

-  Marc Juba (301-883-3239)
-  Megan Reiser (301-952-3752)
-  Thomas Burke (301-952-4534)
-  Chuck Schneider (301-883-3240)
-  Kim Finch (301-952-3506)

**Chesapeake Bay Critical Area Overlay**



**Out-of-Area Review Assignments**

Kim Finch

- Smith Home Farm
- Melford
- Locust Hill
- Willowbrook

Megan Reiser

- Westphalia Town Center
- Steeplechase
- Ritchie Station
- Cambridge at Westphalia
- Marlboro Ridge

Chuck Schneider

- Allentown Andrews
- Cabin Branch
- Springdale Estates
- Vista Gardens West